



DRY LINING DIVISION SECTION PROFILES

Dimensional specification document

Version 4 September 2023

PRODUCT DATA SHEET

Introduction

This document details the section dimensions, gauge and standard stock lengths for the range of Lightweight, non-load bearing metal frame components manufactured by voestalpine Metsec plc Dry Lining Division for use in the construction of dry lining wall, ceiling and floor systems designed to receive Gypsum plasterboard finishes.

An engineered, modern alternative to traditional blockwork and timber construction methods resulting in quicker and easier installation.

MATERIAL AND STANDARDS

voestalpine Metsec plc Dry Lining steel framing profiles and associated components are manufactured from continuously hot-dip coated flat galvanized steel that conforms to BS EN 10346:2015 and manufactured using the cold-roll process in accordance with BS EN 14195:2005/AC:2006

- » DX51D+Z140 NA-C
- » Fire Rating Classification = A1
- » Tensile Strength:- 270-500 N/mm²
- » Density 7.85 g/cm³
- » Minimum Elongation A80(%) = 22%

SUSTAINABILITY, UKCA/CE CERTIFICATION & COSHH DATA

Please visit www.metsec.com/certifications/ for downloads of the latest certification and data. Including :

- » Independently audited quality system to ISO 9001:2015
- » Environmental Management system to ISO 14001:2015
- » Energy Management system to ISO 50001:2018
- » Occupational Health and Management system ISO 45001:2018
- » Integrated management system PAS 99:2012
- » Responsible Sourcing of Construction Products BES 6001
- » CE Marking certificate
- » UKCA Certificate of Conformity
- » FORS certification for Transport

GENERAL

Information on installation, system performance and warranties are available from Metsec. For Health and Safety guidance, handling, storage please use voestalpine Metsec Safety Data Sheets. Environmental Product Declaration also available at www.metsec.com

FURTHER INFORMATION

Please contact Metsec on +44 (0) 121 601 6075 or metsec.dryLining@voestalpine.com

Or visit www.metsec.com

C Studs

C studs can be used as vertical supports in dry lining framing. These products are available as detailed below.

Features of voestalpine Metsec c studs are knurled legs for increases screw retention, sight lines running down leg to help with board alignment & service holes spaced in web of stud for services.

Part No	Width (mm)	Height (mm)	Nominal Gauge (mm)	Available Lengths (mm)	Nominal Weight Per Length (kg)	Number of Lengths Per Pack
PS50	50	34/32	0.5	2400	1.15	160
				2700	1.29	
				3000	1.44	
				3600	1.72	
PS60	60	34/32	0.5	2700	1.40	120
				3000	1.56	
				3600	1.89	
				2400	1.34	
PS70	70	34/32	0.5	2700	1.51	120
				3000	1.67	
				3600	2.01	
				4200	2.34	
				2700	1.56	
PS75	75	34/32	0.5	3000	1.73	120
				3600	2.08	
				3600	2.32	
PS92	92	34/32	0.5	4200	2.70	100
				3000	2.57	
				3600	3.09	
				4200	3.60	
PS146	146	34/32	0.5	5000	4.29	48
				6000	5.14	
				4200	3.60	
				5000	4.29	

All C studs available in Bespoke lengths subject to confirmation from Metsec and minimum quantities being agreed.

Heavy Duty C Studs

Heavy Duty C studs can be used as vertical supports in dry lining framing. These products are available as detailed below.

Features of voestalpine Metsec c studs are knurled legs for increases screw retention, sight lines running down leg to help with board alignment & service holes spaced in web of stud for services.

Part No	Width (mm)	Height (mm)	Nominal Gauge (mm)	Available Lengths (mm)	Nominal Weight Per Length (kg)	Number of Lengths Per Pack
PSHD70	70	34/32	0.7	3600	2.81	120
				4200	3.28	

Heavy duty studs are rolled to order only. Bespoke lengths are available with agreement from Metsec.

Acoustic Stud

The voestalpine Metsec Acoustic studs are designed to enhance acoustic performance. The acoustic studs have off centre sightlines and knurling to ensure plasterboard is fitted in the correct way to enhance performance.

Acoustic studs are rolled to order only. Bespoke lengths are available with agreement from Metsec.

Part No	Width (mm)	Height (mm)	Nominal Gauge (mm)	Available Lengths (mm)	Nominal Weight Per Length (kg)	Number of Lengths Per Pack
AS70	70.0	50/48	0.5	2700	1.85	120
				3000	2.06	
				3600	2.47	
				4200	2.88	
AS92	92.0	50/58	0.5	3600	2.78	100
				4200	3.24	

I Studs

I studs allow for increased heights without increasing the width. I studs are also utilised in our shaft encasement systems and for independent wall lining when boarding one side only.

Bespoke lengths are available with agreement from Metsec.

Part No	Width (mm)	Height (mm)	Nominal Gauge (mm)	Available Lengths (mm)	Nominal Weight Per Length (kg)	Number of Lengths Per Pack
PI50	50	38	0.5	2700	1.98	80
				3000	2.20	
				3600	2.64	
PI60	60	38	0.5	2700	2.08	80
				3000	2.31	
				3600	2.77	
				4200	3.23	
PI70	70	38	0.7	3000	2.92	80
				3600	3.50	
				4200	4.09	
PI92	92	38	0.8	3600	5.18	60
				5000	7.20	
				6000	8.63	
PI146	146	38	0.8	3600	6.40	40
				5000	8.89	
				6000	10.67	

Tracks

Deep Tracks (50mm leg) and Extra Deep Tracks (70mm leg) are used for retaining both C and I studs at floor and soffit.

Deep tracks are used for partition heights between 4.0m and 8m, and also used to create deflection head details for downward deflection up to 25mm.

Extra Deep Tracks are used for partition heights over 8m to published maximum, and also used to create deflection head details for downward deflection up to 45mm.

Part No	Width (mm)	Height (mm)	Nominal Gauge (mm)	Available Lengths (mm)	Nominal Weight Per Length (kg)	Number of Lengths Per Pack
PT52	52	25	0.5	3000	1.13	150
OSP52	52	25	0.5	3000	1.13	150
PT62	62	25	0.5	3000	1.25	120
PT72	72	25	0.5	3000	1.37	120
PT77	77	25	0.5	3000	1.42	120
PDT52	52	32	0.5	3000	1.30	150
PDT62	62	32	0.5	3000	1.41	120
PDT72	72	32	0.5	3000	1.53	120
PT94	94	32	0.5	3000	1.79	50
PT148	148	32	0.5	3000	2.40	48
PEDT52	52	50	0.5	3000	1.67	50
PEDT62	62	50	0.5	3000	1.79	50
PEDT72	72	50	0.5	3000	1.91	50
PEDT94	94	50	0.5	3000	2.16	50
PDT148	148	50	0.5	3000	2.80	30
PXDT72	72	70	0.7	3000	3.32	30
PXDT94	94	70	0.7	3000	3.69	30
PXDT148	148	70	0.7	3000	4.58	30

Bracing Strap & Partition Brace

Utilised for usage behind horizontal board joints in plasterboard and in deflection heads.

PB24 can be used for bracing twin frame C studs. Please contact Metsec for suitability for medium weight fixtures.

Part No	Width (mm)	Height (mm)	Nominal Gauge (mm)	Available Lengths (mm)	Nominal Weight Per Length (kg)	Number of Lengths Per Pack
FS24	70	-	0.5	2400	0.66	500
PB24	70	10	0.7	2400	1.09	250

Wall & Ceiling Liner System

Wall & Ceiling liner system designed for installing plasterboard on masonry walls allowing space for insulation, for concrete soffits, timber joists.

This product is also used in our systems to provide fire protection for steel universal columns and beams.

Part No	Width (mm)	Height (mm)	Nominal Gauge (mm)	Available Lengths (mm)	Nominal Weight Per Length (kg)	Number of Lengths Per Pack
WL60	18/28	19	0.5	3000	0.73	300
				2400	0.83	
WL507	45	18	0.5	2700	0.93	300
				3000	1.04	
				3600	1.25	

Metal Furring System

MF Ceiling products

To be used to create smooth plasterboard suspended ceilings.

Part No	Width (mm)	Height (mm)	Nominal Gauge (mm)	Available Lengths (mm)	Nominal Weight Per Length (kg)	Number of Lengths Per Pack
SMF5	80	26	0.5	3600	1.72	250
SMF6A	26	28	0.5	3600	0.98	300
SMF7	45	15	0.7	3600	1.38	200

Sub Grid Channels

Channels utilised to create a suspended sub grid system.

Part No	Width (mm)	Height (mm)	Nominal Gauge (mm)	Available Lengths (mm)	Nominal Weight Per Length (kg)	Number of Lengths Per Pack
SU07	38	19	1.5	3000	2.19	200
				3600	2.63	
				6000*	4.38	
SU08	63	25	1.5	3600	4.12	50
				4200*	4.80	
				6000*	6.86	
SU12	100	50	1.5	4800	10.00	50

*Rolled to order

Angles

Used extensively in suspended ceilings to hang from soffit, in deflection head details for 90 and 120 minute fire protection, and generally to give strength and support in walls, ceilings and encasements.

Part No	Width (mm)	Height (mm)	Nominal Gauge (mm)	Available Lengths (mm)	Nominal Weight Per Length (kg)	Number of Lengths Per Pack
SL06	25	25	0.7	3600	0.89	SSL06 500/TSL06 1000
SL12	50	25	0.7	3000	1.15	100
				3600	1.38	
SL13	50	50	0.7	3000	1.59	100
				3600	1.88	
SL26	50	50	1.5	3600	3.68	100

Spring Tee Systems

Suspended ceiling support for certain metal pan clip in ceiling tiles. Ask Metsec for suitability

Part No	Width (mm)	Height (mm)	Nominal Gauge (mm)	Available Lengths (mm)	Nominal Weight Per Length (kg)	Number of Lengths Per Pack
SST01	43	27.5	0.7	3000 3600	2.18 2.62	100
CF01	19	39	0.5	3000	0.93	100

Clamping Strip

Utilised with square edged boards in partitioning systems

Part No	Width (mm)	Height (mm)	Nominal Gauge (mm)	Available Lengths (mm)	Nominal Weight Per Length (kg)	Number of Lengths Per Pack
PCS20	20	4.0	0.5	2700 3000	0.31 0.34	100

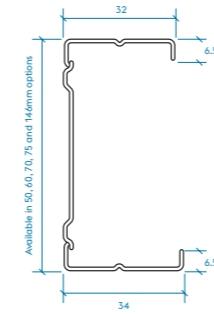
Resilient Bar

Used in ceiling and partitioning systems to achieve better acoustic performance.

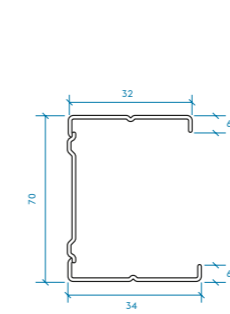
Part No	Width (mm)	Height (mm)	Nominal Gauge (mm)	Available Lengths (mm)	Nominal Weight Per Length (kg)	Number of Lengths Per Pack
RB565	77	17	0.5	3000	1.04	250

Profiles

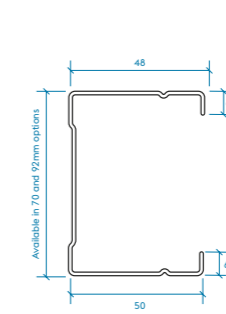
C Studs



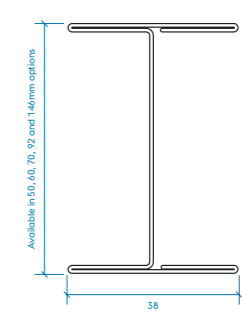
Heavy Duty C Studs



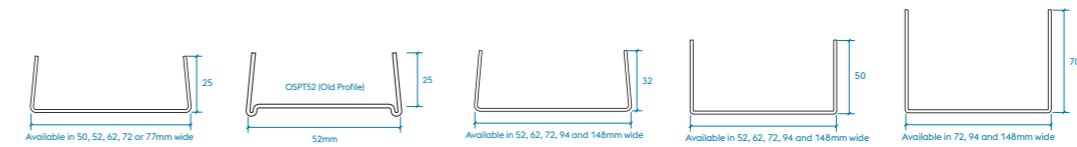
Acoustic Stud




I Studs



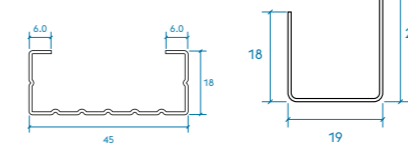
Tracks



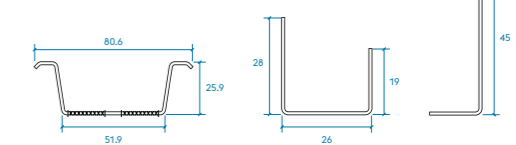
Bracing Strap & Partition Brace



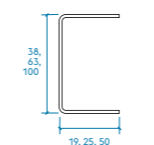
Wall & Ceiling System



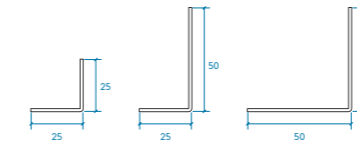
Metal Furring System



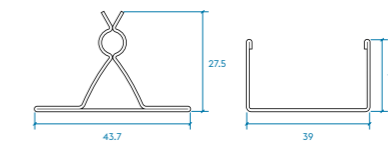
Sub Grid Channels



Angles



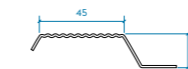
Spring Tee Systems



Clamping Strip



Resilient Bar



Legacy Products

Part No	Width (mm)	Height (mm)	Nominal Gauge (mm)	Date Discontinued & Notes
FBAP	—	3.0	1.5	May 2023
FBFP	60	40	1.5	May 2023
ST08	38	32	0.8	May 2023
FF582	30/20/40	Zed Profile	0.7	May 2023
SL04	22	22	0.8	May 2023
PS73	73	34	0.5	May 2023
PSHD146	143	34/32	0.7	June 2023
PT75	75	25	0.5	June 2023

Legacy Products

Part No	Width (mm)	Height (mm)	Nominal Gauge (mm)	Date Discontinued & Notes
---------	------------	-------------	--------------------	---------------------------

- » FRAMING
- » PURLINS
- » DRY LINING
- » CABLE MANAGEMENT
- » CUSTOM ROLL FORMING

Dry Lining

Tel: +44 (0) 121 601 6075

Fax: +44 (0) 121 601 6096

metsec.drylining@voestalpine.com

© Copyright voestalpine Metsec plc 2023

In the interests of a policy of continuous research and development, voestalpine Metsec plc reserve the right to change the specifications in this publication without prior notice.

voestalpine Metsec plc

Broadwell Road, Oldbury, West Midlands, B69 4HF

Tel: +44 (0) 121 601 6000

Fax: +44 (0) 121 601 6021

email: metsec.plc@voestalpine.com

www.metsec.com

voestalpine

ONE STEP AHEAD.