

Metal framing systems

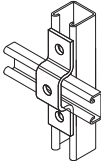
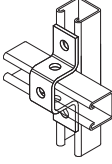
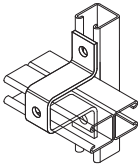
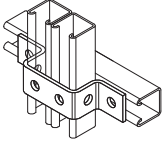
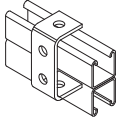
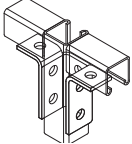
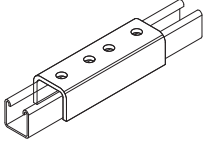
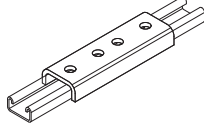
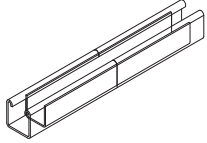
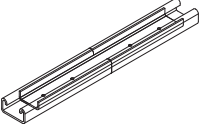
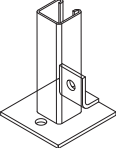
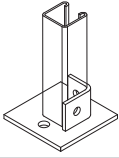
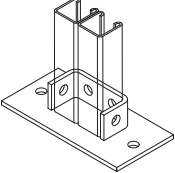
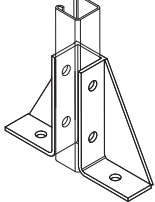
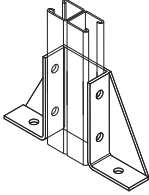
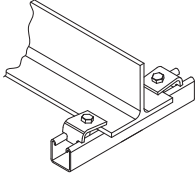
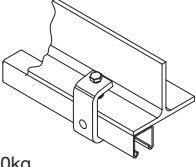
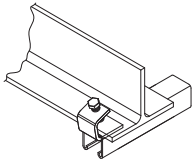
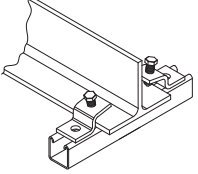
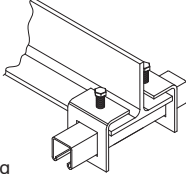
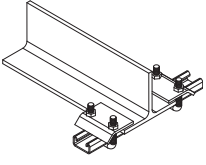
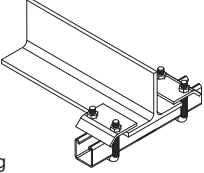
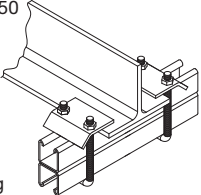
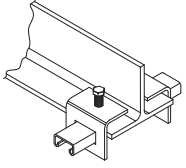
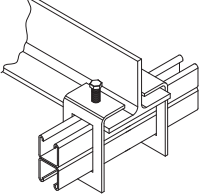
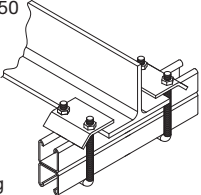
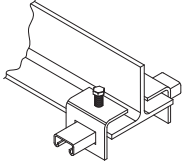
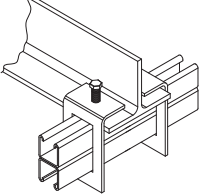
Brackets

Finish: Post hot dip galvanised as standard, stainless steel grade 316, suffix **SS**

MSF501/06 MSF501/08 MSF501/10 MSF501/12		MSF502		MSF503	
MSF504		MSF505		MSF506	
MSF507		MSA600		MSA601	
MSA602		MSA603		MSA604	
MSA605		MSA606		MSA607	
MSA608		MSA609		MSA610	
MSA611		MSA612		MSA614	
MSA615		MSA616		MSA617	
MSZ700		MSZ701		MSZ702	

Brackets

Finish: Post hot dip galvanised as standard, stainless steel grade 316, suffix **SS**

MSU800		MSU801		MSU802	
MSU803		MSU804		MSU805	
MSU806		MSU807		MSU808	
MSU809		MBP304		MBP305	
MBP306		MBP307		MBP308	
MBC400		MBC401CP		MBC402CP	
SWL 270kg MBC403CP		SWL 230kg MBC404CP		SWL 200kg MBC405/65	
SWL 200kg MBC405/110		SWL 220kg MBC405/150		SWL 450kg MBC407	
SWL 450kg MBC408		SWL 450kg		SWL 220kg	
SWL 220kg		<p>Holes in brackets are 14mm in diameter for M12 hexagonal head bolts</p> <p>Beam clamps should be used in pairs. Maximum loadings given are per clamp when used in pairs. Where required, cone pont screws included.</p>			